

Research Brief

February 4, 2010

Immigration in the Region of Durham: Growth of Community

Benjamin Earle

Manager, Community Development

Data:

1. Population Growth:

- 1.1. According to the Ontario Ministry of Finance the population of the Region of Durham will reach 624,250 in 2010¹.
- 1.2. In the decade between 2000 and 2009, the population in Durham increased by approximately 29%².
- 1.3. Nearly all of this growth occurred in the urban lakeshore municipalities of Pickering, Ajax, Whitby, Oshawa, and Clarington³.
- 1.4. The population of Durham is projected to increase at an annual rate of 2% in the period between 2008 and 2036 to a total population of 1,028,780⁴.

2. Immigrant Population:

- 2.1. Between 2001 and 2006 the immigrant population in Durham increased by 19%, to a total of 113,390 persons, representing 20% of the total population.
- 2.2. The majority of the growth of Durham's immigrant population occurred in the municipalities of Ajax⁵ and Whitby⁶.
- 2.3. Immigrants accounted for 34% of the overall population growth in Durham in the period between 2001 and 2006⁷; of this group, 53.5% were recent immigrants, having arrived in Canada between 2001 and 2006⁸.

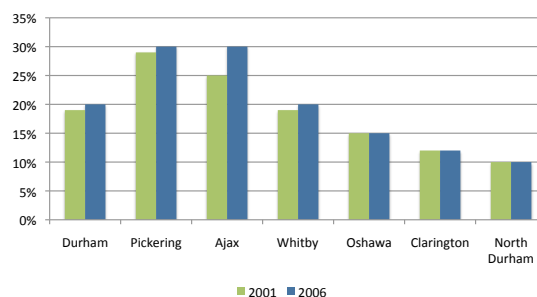


Chart 1: Proportion of the population that is foreign born, by municipality (Statistics Canada, 2001 & 2006)

- 2.4. A conservative estimate predicts that the immigrant population in Durham will increase at an annual rate of 3% in the period between 2008 and 2036⁹.

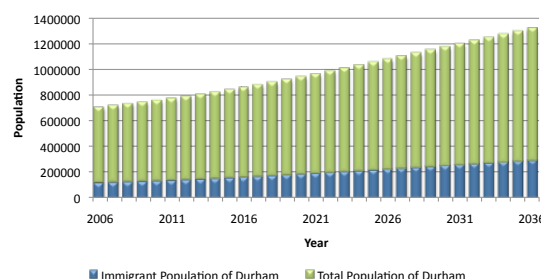


Chart 2: Projected growth of the total population and the immigrant population in Durham, 2006-2036 (Ontario Ministry of Finance, 2009)

- 2.5. This growth will result in an increase of 17% of the immigrant population in Durham over the next 5 years (2010-2015) to 153,574 persons or 22% of the total population.

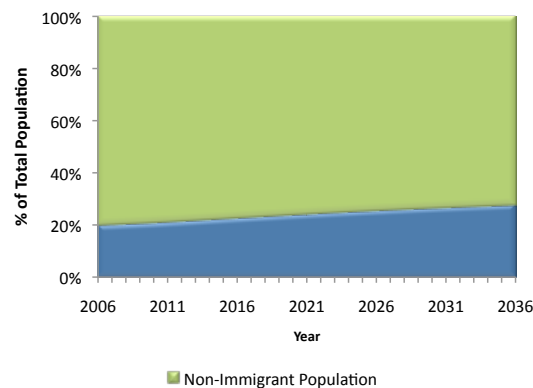


Chart 3: Growth of the proportion of the population that is foreign born in Durham, 2006 - 2036 (Ontario Ministry of Finance, 2009)

3. Factors Influencing Future Trends¹⁰

3.1. Places to Grow - *Growth Plan for the Greater Golden Horseshoe, 2006*.

3.1.1. In 2006 the Province of Ontario released the *Growth Plan for the Greater Golden Horseshoe, 2006*¹¹. As part of this plan the City of Pickering and the City of Oshawa were identified as Urban Growth Centres¹².

3.1.2. Designated as such, the downtown core of these Durham communities will undergo planned intensification of economic activity and population density, in order to accommodate a significant share of both the population and employment growth of the Region¹³.

3.2. Growth of the University of Ontario Institute of Technology.

3.2.1. In the period between 2001 and 2006 there was a net gain of approximately 6000 jobs in the healthcare and education sectors in Durham¹⁴.

3.2.2. The University of Ontario Institute of Technology, located in Oshawa, is a major reason for this industry growth. The University continues to experience rapid growth, with an undergraduate student body of 5,500 students and 100 graduate students in the 2008-2009 academic year¹⁵.

3.2.3. Of these students, nearly 5% are international students, coming from 53 different countries around the world, including Bangladesh, Botswana, China, Haiti, India, Indonesia, Kenya, Kuwait, Lebanon, Nigeria, Norway, Pakistan, Singapore, South Korea, Turkey, and the United States¹⁶.

3.3. Central Pickering Development Plan

3.3.1. In 2006 the City of Pickering initiated the *Central Pickering Development Plan*. The plan will result in the establishment of a new urban community in the northern part of the City, to be known as Seaton.

3.3.2. In the next 10 to 15 years this community is expected to add 24,000 - 38,000 new urban residents to the City of Pickering, and create 15,000 to

19,000 local jobs. Ultimately, the community will be home to 70,000 to 90,000 new urban residents, and provide approximately 35,000 local jobs¹⁷.

4. Implications

4.1. The immigrant population in Durham has undergone significant growth in the past decade and is going to continue to grow, and grow at a rate that out paces that of the overall population.

4.2. As a designated urban growth centre and home to Durham's University, the City of Oshawa is going to become the urban core of the Region of Durham. This will result in the City becoming a growth point for the local immigrant population.

4.3. With City of Pickering also designated as an urban growth centre, and with the ongoing implementation of the Central Pickering Development Plan, this community is going to become a major residential and employment centre in the Region of Durham. As the current home to a significant proportion of Durham's immigrant community, Pickering stands to become the most diverse community in the Region, home to a majority of the newcomer's who settle here.

4.4. With these developments in mind, planning for future settlement and settlement support policies, programs, and services need to take into account the central role to be played by both the City of Oshawa and the City of Pickering in the growth of the Region's immigrant communities.

Notes:

¹ Ontario Ministry of Finance, 2009, *Ontario Population Projections, 2008-2036: Ontario and its 49 Census Divisions*. Available Online at: <http://www.fin.gov.on.ca/en/economy/demographics/projections/>

² Based on data from Statistics Canada, Census 2001 and 2006 and the Ontario Ministry of Finance Population Projections, 2008-2036.

³ Community Development Council Durham, 2008, *Region of Durham Community Trends, 2008*. pp. 8. Available Online at: www.cdcd.org.

⁴ Ontario Ministry of Finance, 2009, *Ontario Population Projections, 2008-2036: Ontario and its 49 Census Divisions*. Available Online at: <http://www.fin.gov.on.ca/en/economy/demographics/projections/>

⁵ In Ajax, the immigrant population increased by 48% between 2001 and 2006.

⁶ In Whitby, the immigrant population increased by 37% increase between 2001 and 2006.

⁷ Based on data from Statistics Canada, Census 2001 and 2006

⁸ Based on data from Statistics Canada, Census 2001 and 2006

⁹ This estimation is based upon the current available data, recent Census trends and predicted rates of overall population growth provided by the Ontario Ministry of Finance population projections for the Region. It is assumed that the current proportion of overall population growth attributable to immigrants will increase at a steady rate over the period between 2006 and 2011 to a static proportion of 38% of overall population growth.

¹⁰ The factors identified here are considered to be the most poignant for the growth of the immigrant community in Durham. This list is not exhaustive of all of the factors that may influence future growth trends in Durham.

¹¹ Available Online at: https://www.placestogrow.ca/index.php?option=com_content&task=view&id=9&Itemid=14

¹² Ministry of Public Infrastructure Renewal, 2006, *Places to Grow: Growth Plan for the Greater Golden Horseshoe*, Available Online at: https://www.placestogrow.ca/index.php?option=com_content&task=view&id=9&Itemid=14

¹³ Ministry of Public Infrastructure Renewal, 2008, *Places to Grow: Size and Location of Urban Growth Centres in the Greater Golden Horseshoe*. pp. 4., Available Online at: https://www.placestogrow.ca/index.php?option=com_content&task=view&id=111&Itemid=15

¹⁴ Community Development Council Durham, 2008, *Region of Durham Community Social Profile, 2008*. pp. 36. Available Online at: www.cdcd.org.

¹⁵ *UOIT Fast Facts*, Available Online at: https://connect.uoit.ca/uoit/fast_facts/index.ezc

¹⁶ *UOIT Fast Facts*, Available Online at: https://connect.uoit.ca/uoit/fast_facts/index.ezc

¹⁷ <http://www.cityofpickering.com/seaton/background.html>