

COMMUNITY LENS REPORT

Volume 4, 2020

Using 2016 Census data, this Community Lens report explores the demographic profile of seniors in Durham. Throughout Durham Region, the senior population has steadily increased over time. Currently there are about 179,325 older adults, aged 55 and over in Durham Region, representing 27.8% of the population.

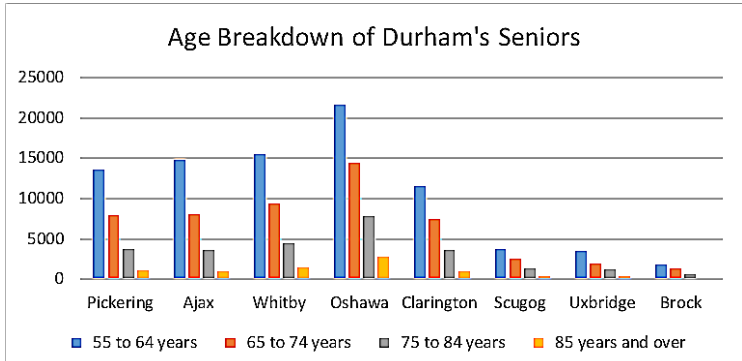


INTRODUCTION

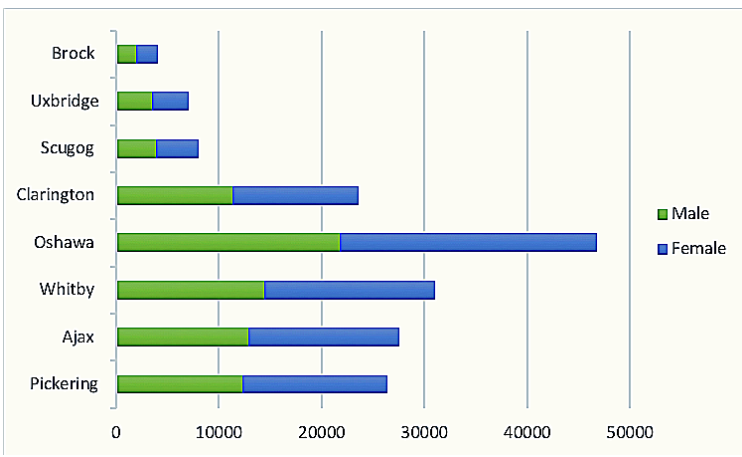
The recent global pandemic, known as COVID-19 (Coronavirus Infectious Disease) has highlighted the vulnerabilities of this population. While some of those vulnerabilities are associated with age and health, other indicators can include access to services, challenges with mobility, poverty and food insecurity, and social isolation.

SENIORS DEMOGRAPHICS

| AGE | TOTAL # |
|----------------|---------|
| 55 to 64 years | 86,070 |
| 65 to 74 years | 53,315 |
| 75 to 84 years | 26,575 |
| 84+ | 8,365 |



Source: Statistics Canada, 2016 Census of Population, Statistics Canada Catalogue no. E02767-CPP-01 (CDCSDDA-ON). Accessed through the Community Data Program.



Source: Statistics Canada, 2016 Census of Population, Statistics Canada Catalogue no. E02767-CPP-01 (CDCSDDA-ON). Accessed through the Community Data Program.

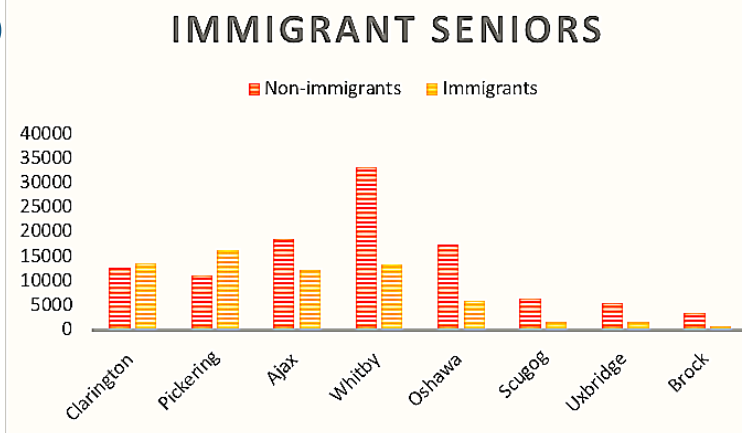
MALE → 81900
FEMALE → 92425



IMMIGRANT SENIORS

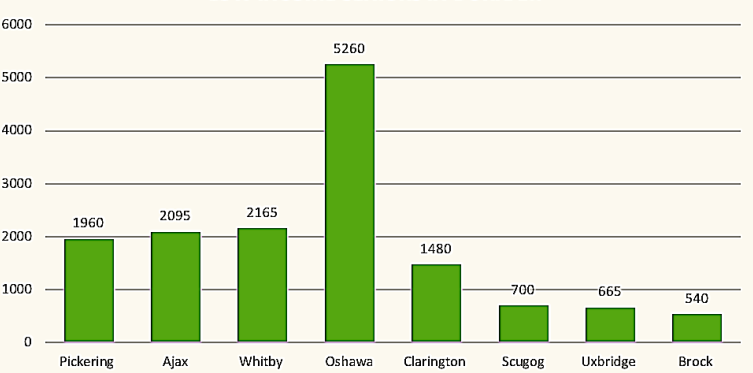
Nearly 2 out of every 5 seniors in Durham are immigrants.

5,890 immigrant seniors in Durham live below the poverty line (below the Low Income Measure-After Tax).



Source: Statistics Canada, 2016 Census of Population, Target group profile of the population by immigration and citizenship. Accessed through the Community Data Program.

LOW INCOME SENIORS IN DURHAM



Source: Statistics Canada, 2016 Census of Population, Statistics Canada Catalogue no. E02767-CPP-01 (CDCSDDA-ON). Accessed through the Community Data Program

SENIORS IN POVERTY

About 1 in every 10 seniors in Durham Region experience poverty.

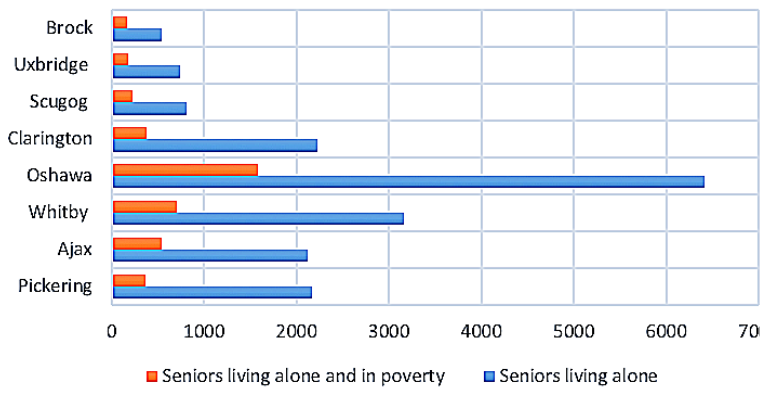
9% of all racialized seniors in Durham are likely to be living in poverty, which is a slightly higher rate than non-racialized seniors (8%).

COMMUNITY LENS REPORT

Resources for Seniors in Durham



Seniors Living Alone



Source: Statistics Canada, 2016 Census of Population, Statistics Canada EO3066-Table 1 (CDCSDDA). Accessed through Community Data Program.

SENIORS IN COLLECTIVE DWELLING

Nearly 5,000 seniors live in collective dwellings in Durham, most of which are nursing homes and/or senior residences.

Majority of those seniors (4,790) live in health care facilities. This trend continues throughout the municipalities.

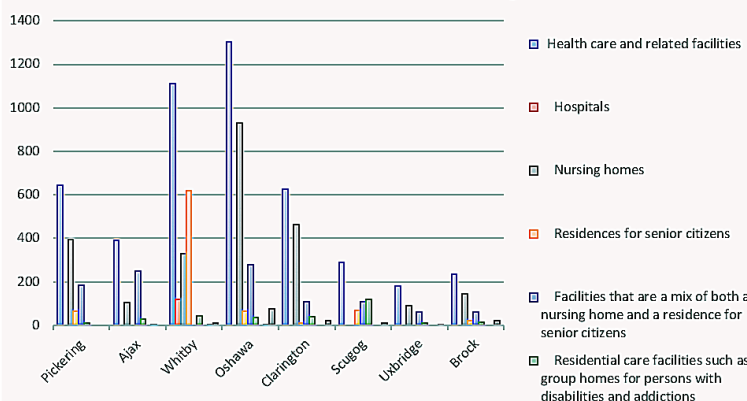
SENIORS LIVING ALONE

In Durham, 18,180 seniors (65+) live alone, representing almost 15% of all seniors.



1 in 5 seniors who live alone also live in poverty, more than double the poverty rate for all seniors

Seniors in Collective Dwellings



Source: Statistics Canada, 2016 Census of Population, Statistics Canada Catalogue no. EO3285-Table 1 (CD-CSD). Accessed through the Community Data Program.

DURHAM SENIOR RESOURCES



DURHAM ELDER ABUSE NETWORK (DEAN)

- Comprehensive network of providers in Durham advocating on seniors safety and elder abuse since the early 90's.
- Provide Region-wide programs such as the Seniors Safety Calendar and [Emergency Meal Assistance Program](#).
- Provide direct support to Durham Region Police Services via the Seniors Support Coordinator.



AGE-FRIENDLY DURHAM

- A Strategy and Action Plan to help develop an inclusive community for seniors and older adults throughout Durham Region.
- [Age-Friendly Durham Map Viewer](#) helps residents find age-friendly businesses, facilities and organizations through an interactive map.
- City of Oshawa has been granted an [Age-Friendly City](#) designation by the World Health Organization (WHO).



PROGRAMS & SERVICES

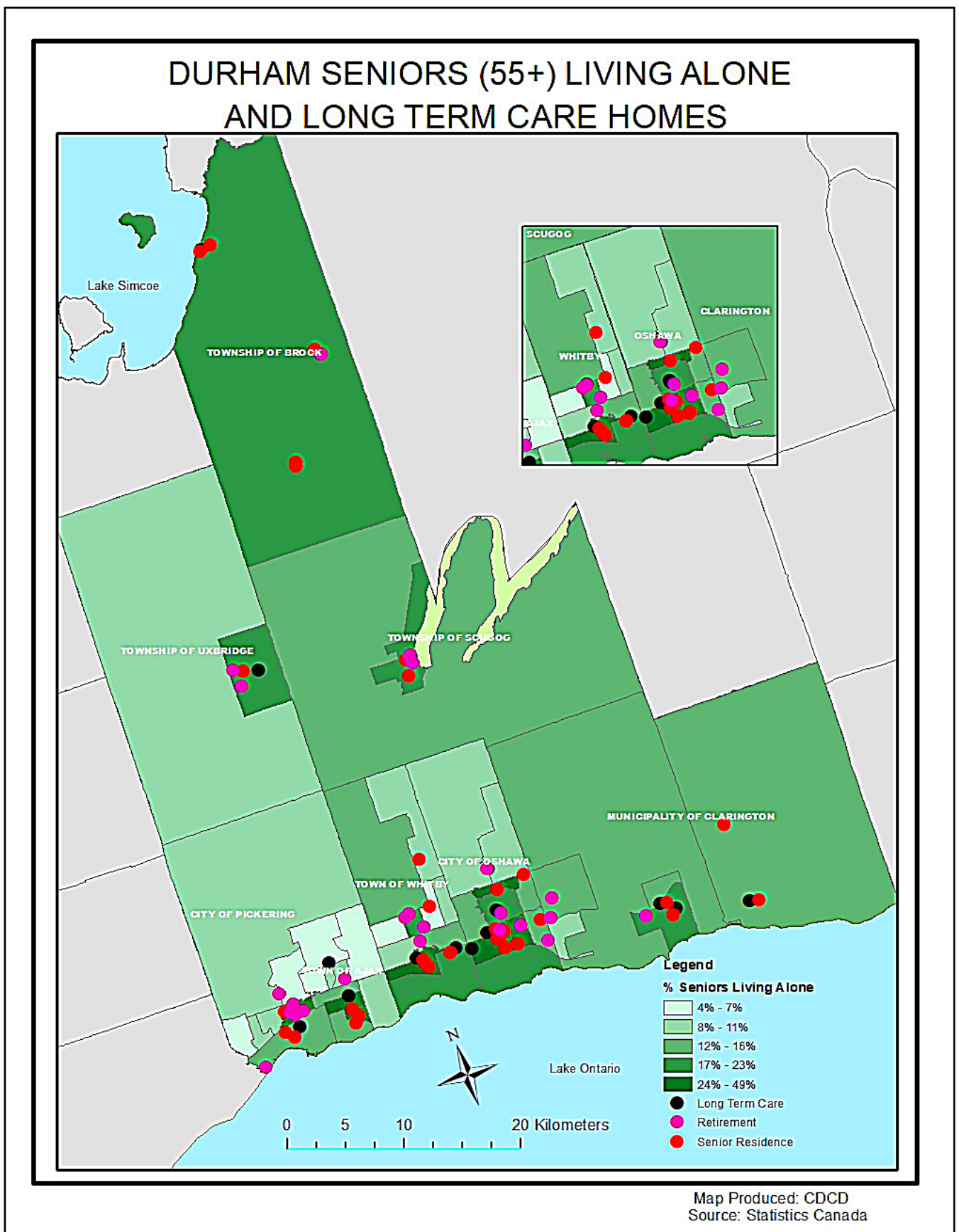
- [Durham Transit](#) operates a fleet of buses that are fully accessible with ramps and drop-door features.
- Recreation and social programming is offered to fit the needs of communities, from dense urban populations with the [Oshawa Seniors Community Centre \(OSCC\)](#) to the rural [Brock Community Health Centre \(CHC\)](#).
- Non-Profit and charitable organizations such as [Community Care Durham](#) or the [Alzheimer Society of Durham](#) provide unique services to Seniors.

COMMUNITY LENS REPORT

Seniors Vulnerability Map



The map shows the distribution of seniors (55+) in Durham that live alone by Durham's Health Neighbourhoods. The map also shows the location of Long Term Homes, Senior residences and Retirement homes.



Source: Statistics Canada, 2016 Census
Source: Regional Municipality of Durham - Open Data,
<https://opendata.durham.ca/datasets/senior-residences/data>

The distribution of seniors is calculated by dividing the number of seniors aged 55 years and older who are living alone by the total of seniors in private households, multiplied by 100.

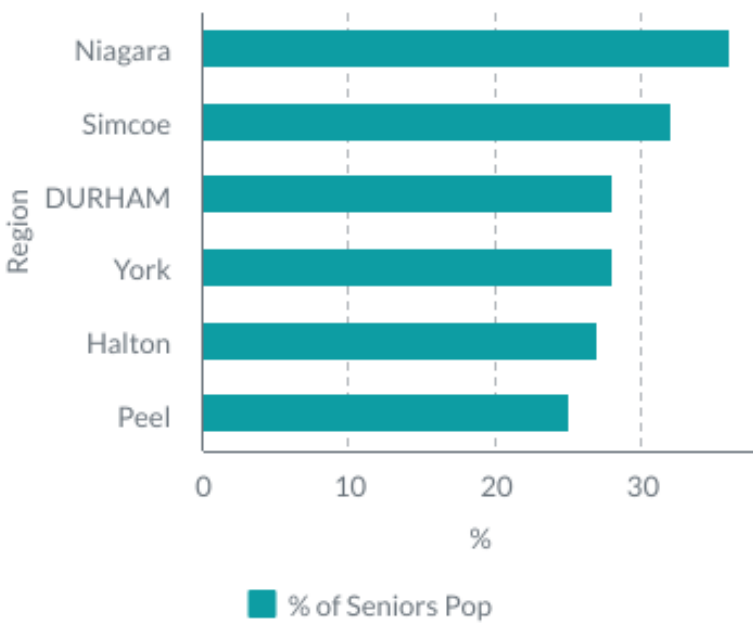
COMMUNITY LENS REPORT

Regional Comparisons

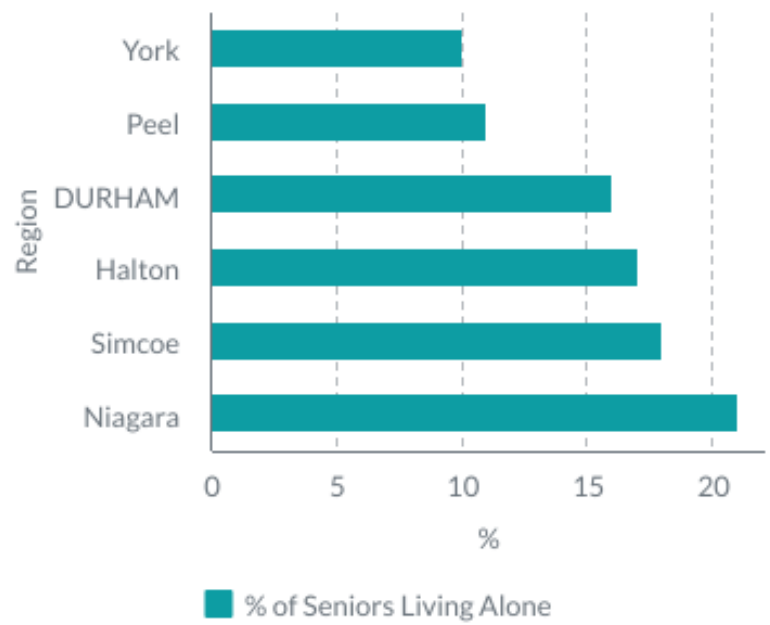


The graphs below represent comparisons between senior populations in Durham and other Regions in Ontario. The data for the graphs and the table below were extracted from the sources listed above.

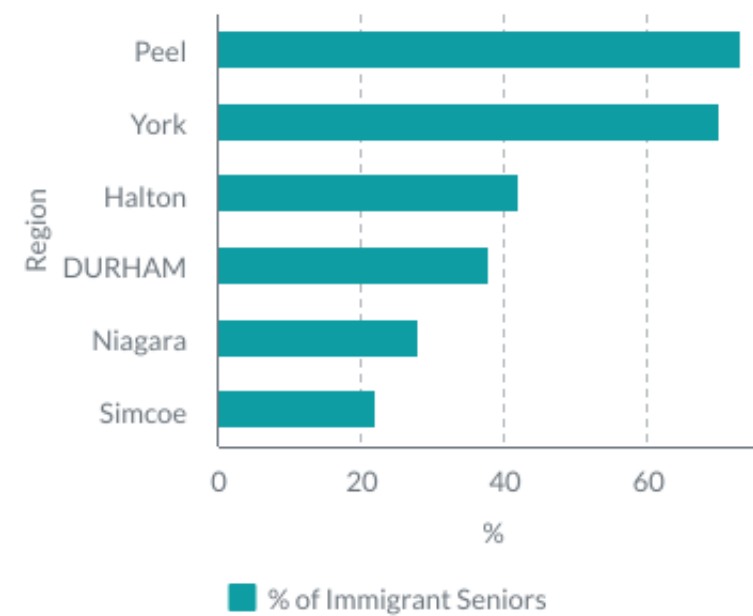
% of Total Seniors Population



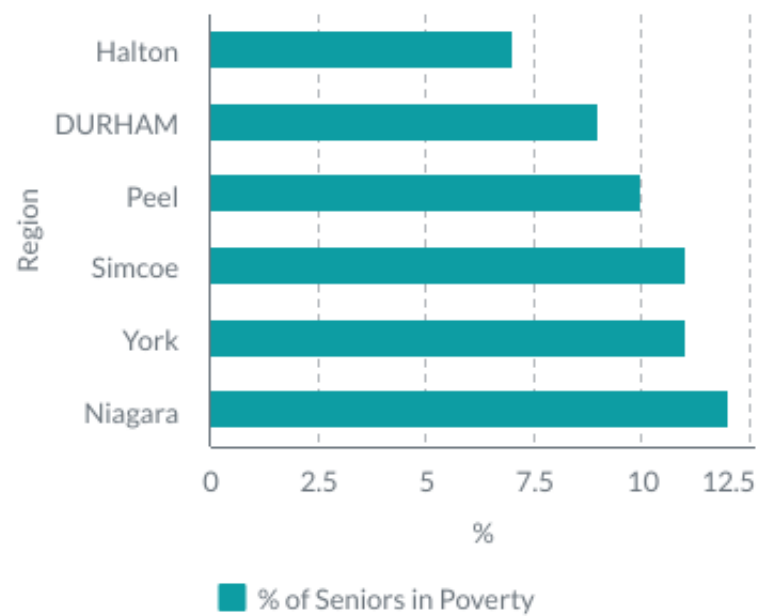
% of Seniors Living Alone



% of Immigrant Seniors



% of Seniors in Poverty



| | Durham | Halton | Niagara | Peel | Simcoe | York |
|---|--------|--------|---------|--------|--------|--------|
| Total Seniors Population (55+) | 174360 | 141575 | 155820 | 339455 | 149500 | 301130 |
| Seniors (55+) in Poverty (Below Low-Income Measurement After Tax) | 14870 | 10555 | 19245 | 33810 | 16120 | 34520 |
| Seniors (55+) Living Alone | 27490 | 23510 | 33195 | 37945 | 26435 | 31155 |
| Immigrant Seniors (55+) | 65470 | 60080 | 43675 | 247150 | 33250 | 210865 |

SUMMARY OF FINDINGS

The data contained in this profile can help determine vulnerabilities of the seniors population in Durham Region. Seniors living alone is a particularly useful indicator in 2020 and beyond, as the COVID-19 pandemic has exacerbated social isolation and decreased access to services, impacting senior health and well-being. Durham also possesses a high number of immigrant seniors (38%), with a higher local percentage of immigrant seniors living in South West Durham (Ajax, Pickering).

The City of Oshawa possesses an overwhelming majority of seniors living alone in Durham, a statistic that is consistent with total population. As the map indicates, a significant percentage of seniors living alone and the locations of seniors residences (particularly long-term care facilities), are located in urban centres. The overlap between these two indicators suggest that there is a need for enhanced service provision for seniors population in Oshawa, particularly in response to the pandemic.

The Township of Brock and City of Oshawa have high percentages of their Seniors Population living alone, and also have higher percentages of low income seniors. This is a point of interest, as the two municipalities differ extremely in terms of population density, average income, and access to services. This may require vastly different planning efforts to alleviate similar issues.

Durham is generally on par with most population profile indicators pertaining to seniors in comparison to other multi-tiered municipalities in Ontario.