

# COMMUNITY LENS REPORT

Volume 5, February 2021



Celebrating our Legacy. Forging our Future.

## Introduction

2020 was a year of profound shifts in how we understand our communities.

Last year highlighted several structural inequalities in our society; the recent (and ongoing) protests against police brutality and anti-Black racism throughout the world has resounded with need for difficult ongoing conversations on race, racism, and history.

We hope that this Community Lens can provide some insight and context around the Black communities in Durham Region.

## The Purpose of this Lens

This Community Lens aims to create a statistically based profile of the Black communities in Durham Region. However, this Lens has its limitations and is not meant to provide a comprehensive or in-depth understanding of the Black communities in Durham Region; we acknowledge several limitations with the data used throughout the lens, notably, obtaining reliable demographic information beyond 2016 Census Data.

# General demographics

As of 2016, 51,380 Black people live in Durham Region.

That means about

2

in every


25

Durham residents are Black.

MUNICIPALITY	TOTAL #	%
Ajax	19860	39%
Whitby	10085	20%
Pickering	9810	19%
Oshawa	8715	17%
Clarington	2490	5%
Scugog	120	<1%
Uxbridge	255	<1%
Brock	40	<1%

The Town of **AJAX** has the highest Black population percentage of any major Canadian city.

In 2016, the Black population in Durham Region accounted for 8% of Durham's total population and 30% of the visible minority population.

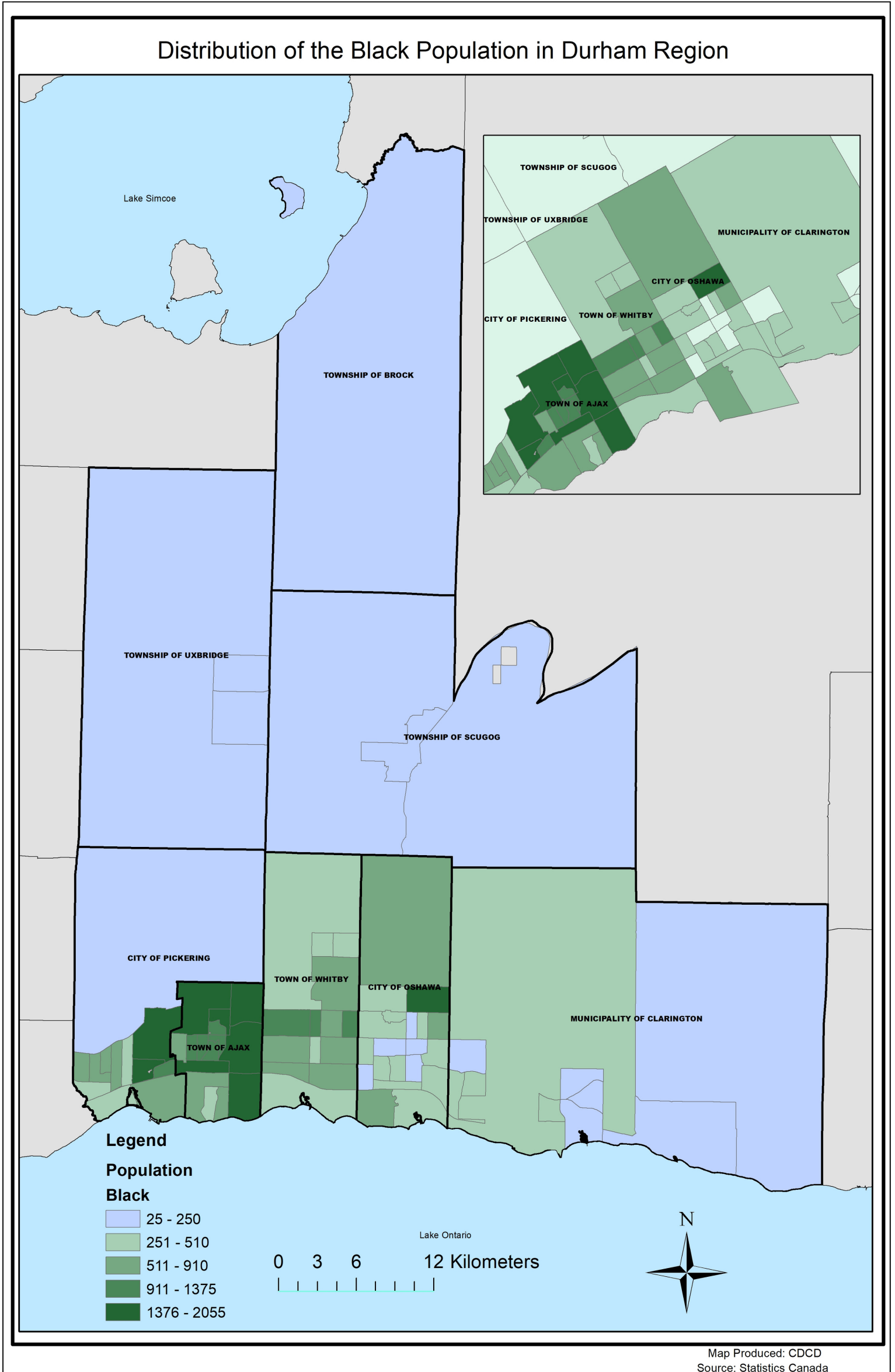


Children under 15 years old in Durham Region represented 25% of the Black population, while they represented 18% of the total population.

At the other end of the age spectrum, 9% of the Black population were aged 65 years and over, compared to 14% of the total population.

# Distribution of Black Population in Durham Region

The following map showcases the distribution of the Black population, allowing us to better understand where Black community members reside in Durham Region. It also allows us to understand the pattern of the Black community members, highlighting the concentration of the Black community in certain municipalities.



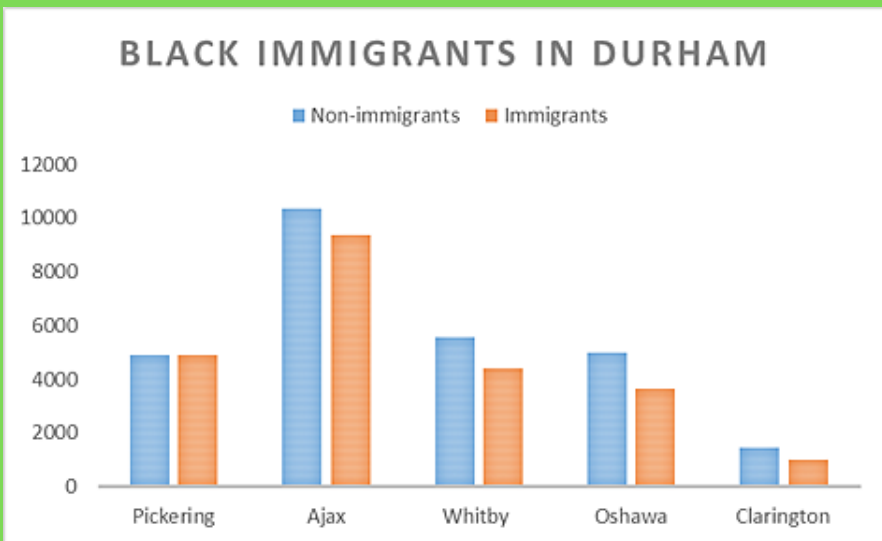
Based on the map above, there is a clear distinction between North and South Durham. As of 2016, the Black community had greater presence in southern Pickering, Ajax, Whitby, and Oshawa. Most of eastern Clarington, north Pickering, Scugog, Brock, and Uxbridge have very low concentrations of Black community members.

# Immigration



More than half of all Black residents in Durham Region are born in Canada.

In 2016, there was nearly equal split between black immigrants (54%) and non-immigrants (46%) residing in Durham Region.

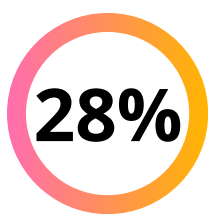


The numbers for Black residents in the municipalities of Scugog, Brock, and Uxbridge were not significant enough to the table scale.

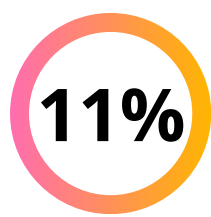
## Immigration Categories



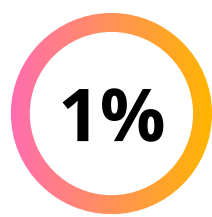
Of Black Immigrants were sponsored by family already living in Durham.



Of Black immigrants were admitted as economic immigrants.



Of Black immigrants were granted refugee status.



Of Black immigrants are "other", meaning they may be here on work permits, etc.

## Language

Hello

bonjour

91% of Black residents listed English as their mother tongue

2% of Black residents listed French as their mother tongue

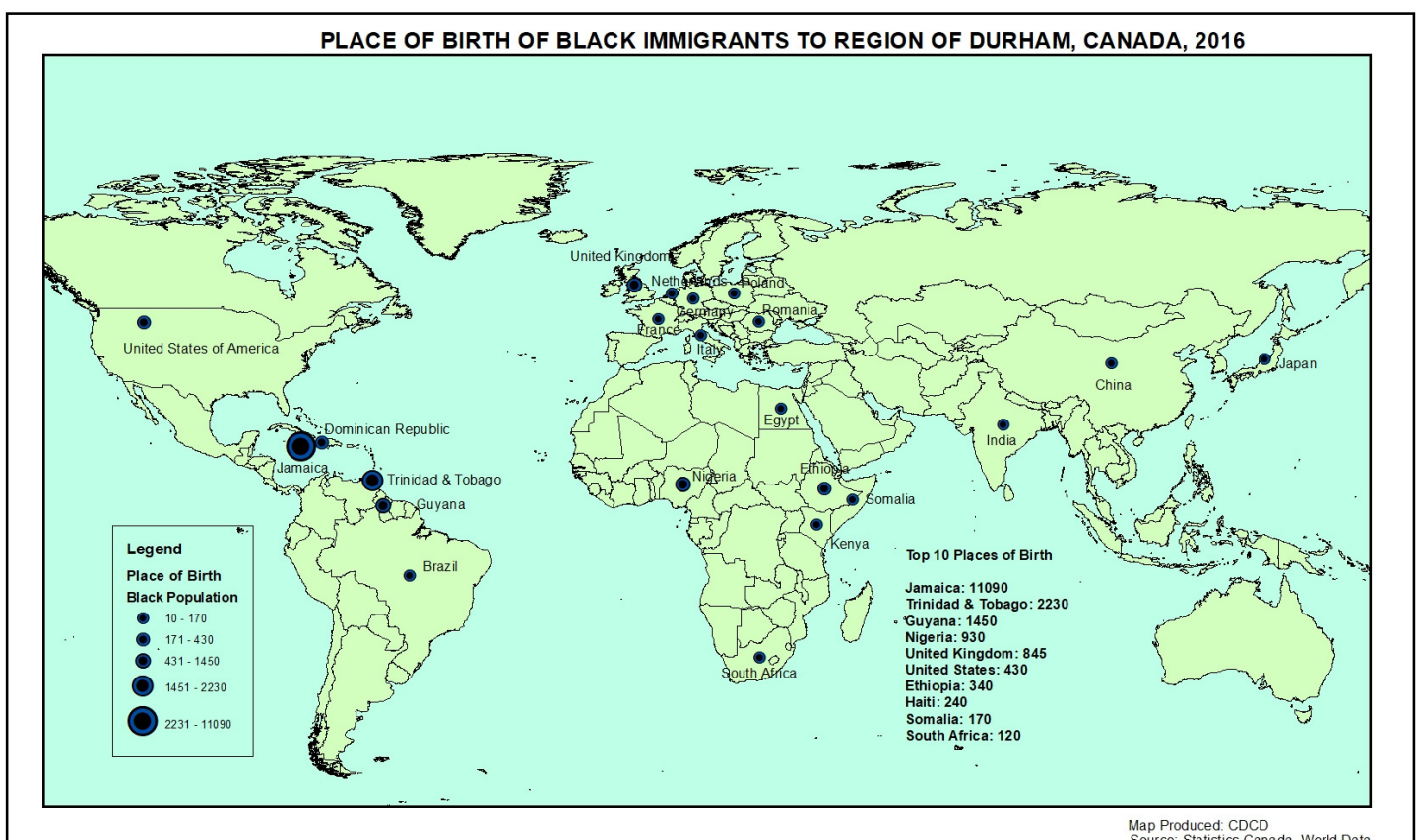
## TOP MOTHER TONGUE LANGUAGES

1. Creole
2. Somali
3. Amharic
4. Niger-Congo

Over 50 languages (excluding English and French) were reported as mother tongue languages.



## Origins Map



Map Produced: CDCD  
Source: Statistics Canada, World Data

# Education and Employment

## Education



Almost 70% of the Black population in Durham Region have a postsecondary certificate, diploma or degree

	COLLEGE/CERTIFICATE/ DIPLOMA (%)	BACHELOR DEGREE (%)
South Asian	20	29
Chinese	22	32
Black	35	16
Filipino	27	37
Not a Visible Minority	32	16



Only **7%** of the Black population aged 15 and over listed Apprenticeships or Trades Certificates or Diplomas as their highest level of education.

## Employment

	EMPLOYMENT RATE(%)	UNEMPLOYMENT RATE(%)
Durham	68%	7%
Ajax	71%	7%
Whitby	68%	8%
Pickering	65%	7%
Oshawa	64%	7%
Clarington	68%	6%
Scugog	73%	0%
Uxbridge	77%	13%
Brock	80%	0%

## Durham Unemployment Comparisons



2% higher than total population

1% higher than visible minority population

Higher than South Asian (by 1%), Chinese (by 8%), and Filipino residents (by 8%)

The unemployment rates for Black community members 15 years and older remain consistently higher than the general population and visible minority populations despite high levels of education.

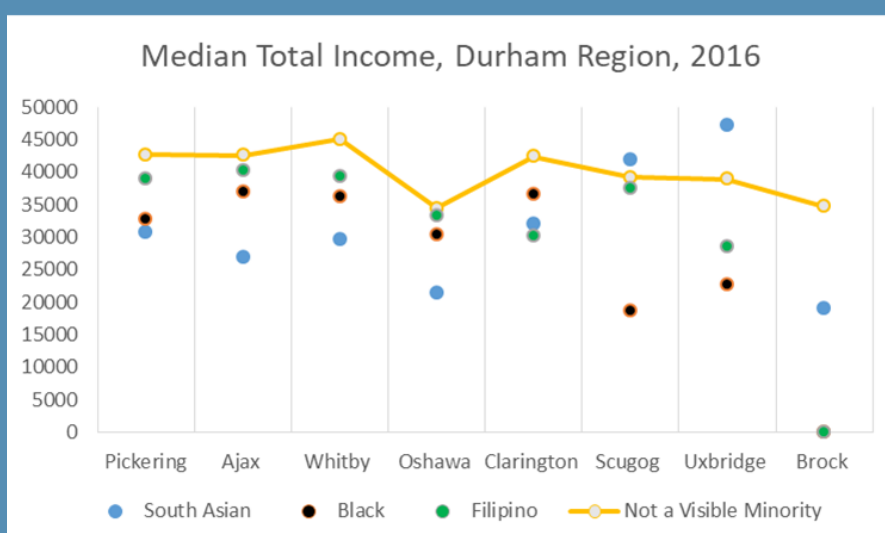
## Income Levels



Regionally, the median total income of Black private households in 2016 was

**\$5349 LESS**

than of non-visible minority private households.





# Poverty

1 in 10 low-income residents in Durham are Black.



## Core Housing Need

According to Statistics Canada, a household in core housing need is one whose dwelling is considered unsuitable, inadequate or unaffordable and whose income levels are such that they could not afford alternative suitable and adequate housing in their community. While this information is not available Durham wide, it is available for Oshawa CMA (Census Metropolitan Area), which is composed of Oshawa, Whitby, and Clarington.

810

Black households identify as being in core housing need

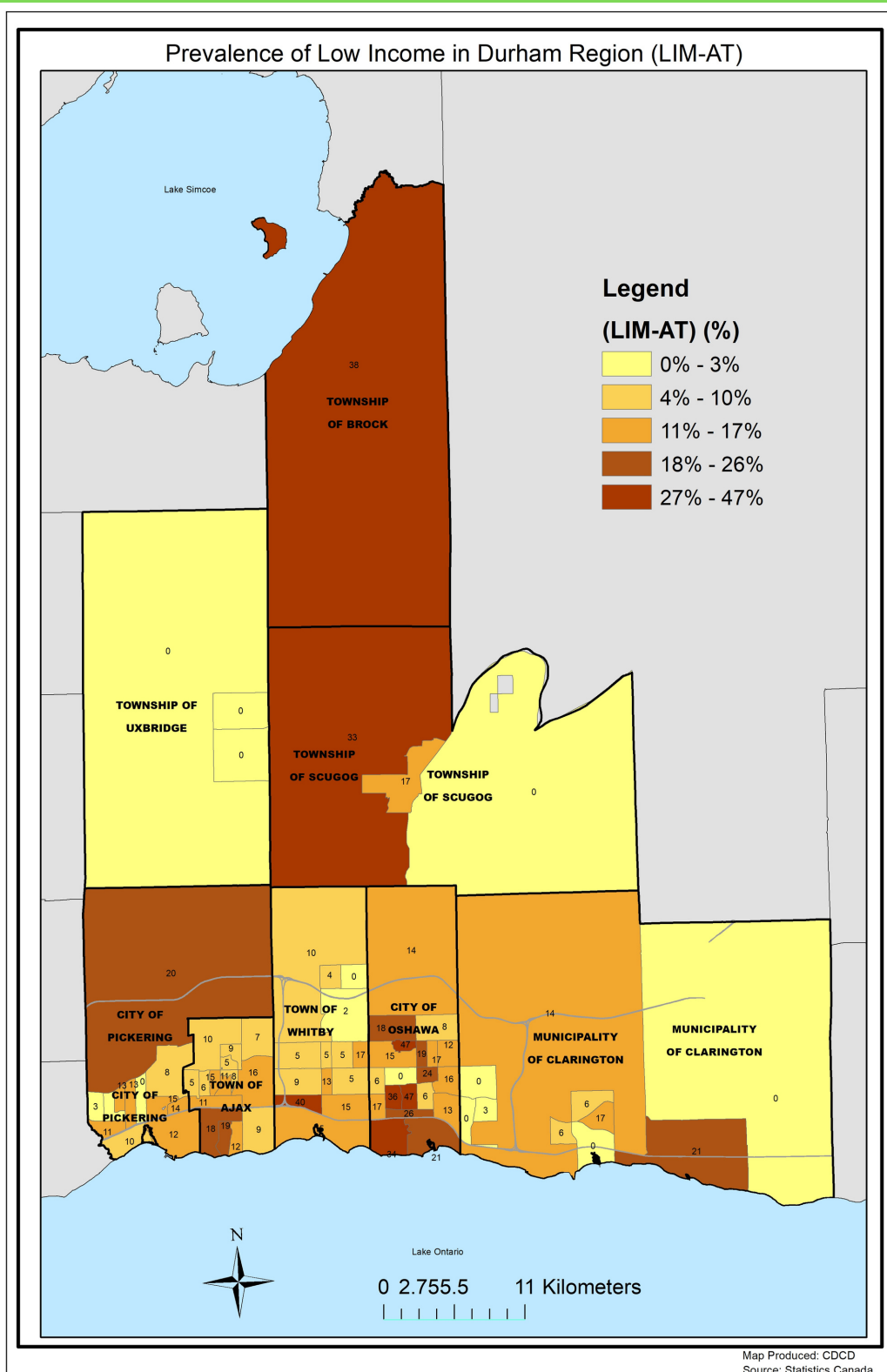
41%

Black households in core housing need spend 50% or more on shelter costs

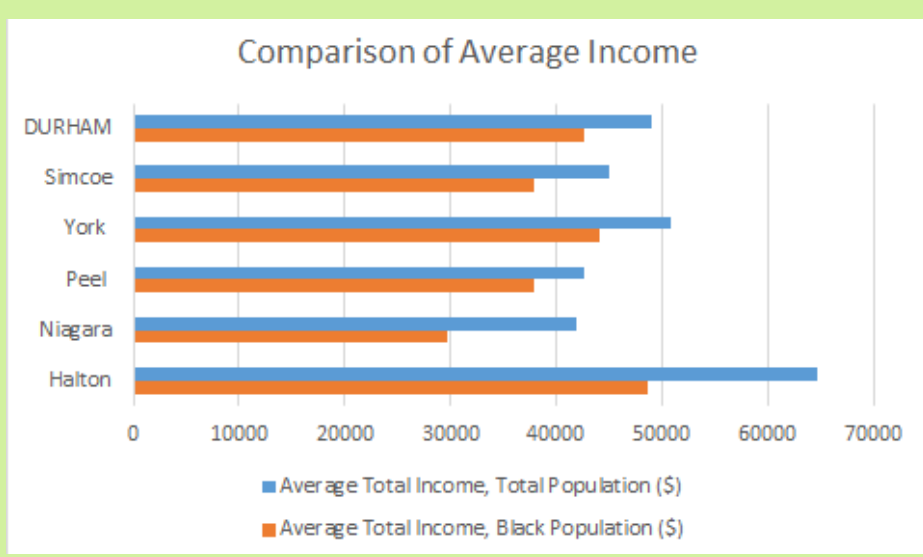
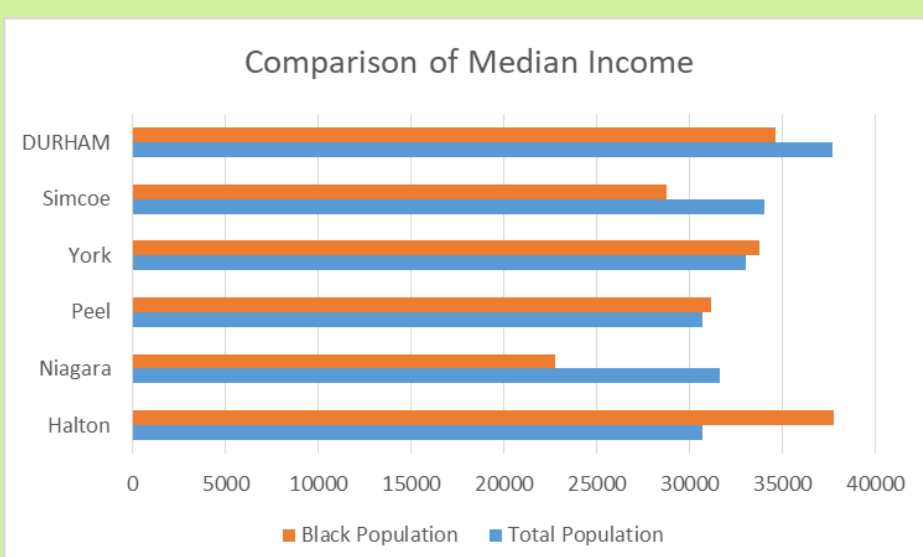
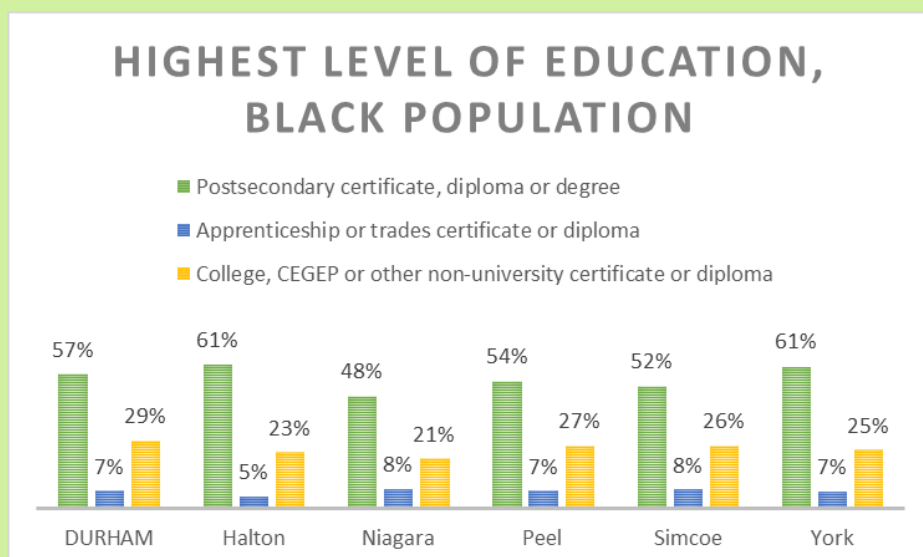
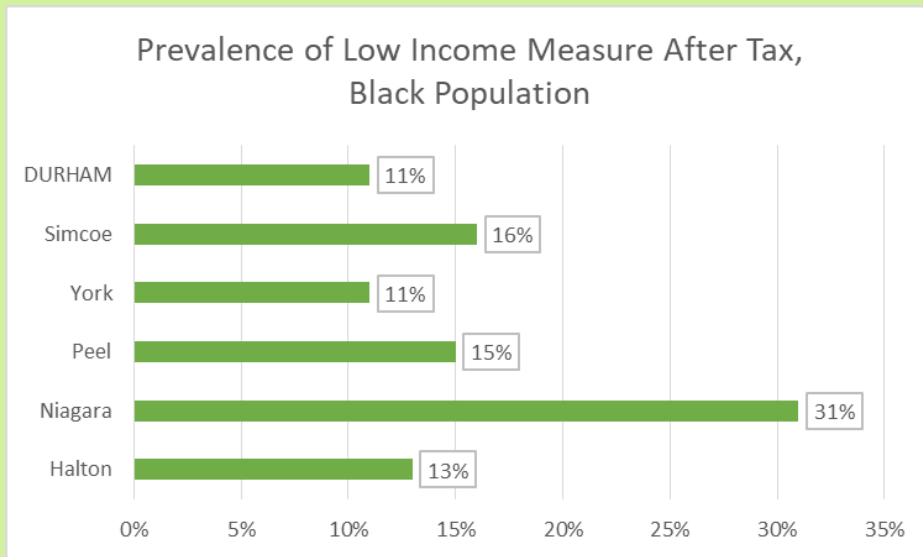
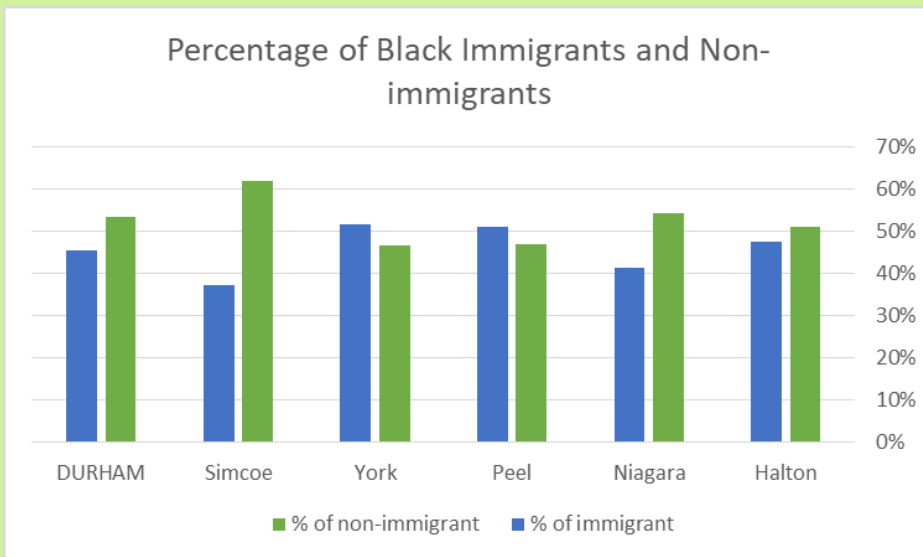
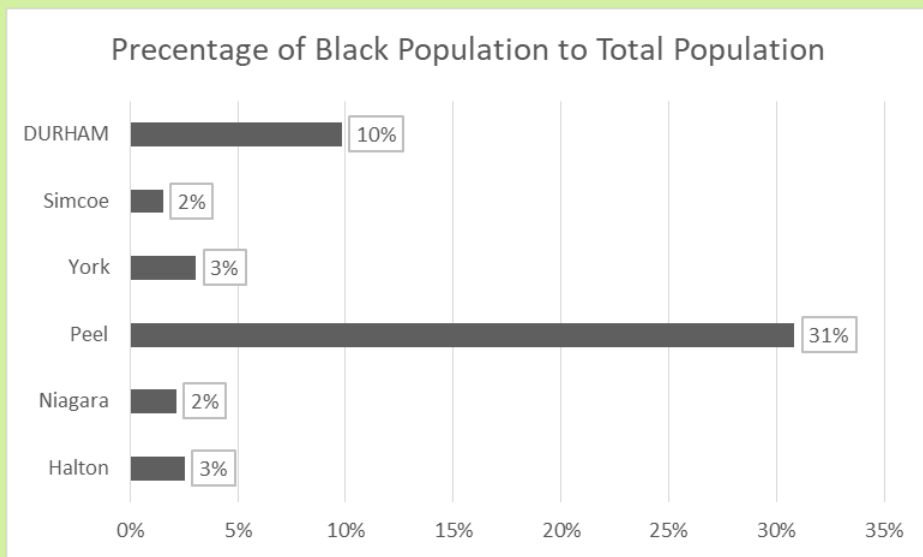


## Prevalence of Low Income Amongst Black Population Map

The map shows the prevalence of low income amongst the Black Communities based on the Low-Income measure, after tax (LIM-AT) (%) in the Region of Durham. The percentage of persons in Black Communities living in low income is highest in the City of Oshawa, while the low levels of low income are seen in different areas to include the Municipality of Clarington and the Town of Whitby. There were no low income levels for the Township of Uxbridge and the Township of Scugog and parts of the Municipality of Clarington. Low Income is calculated using the Low Income Measure- After Tax method for the year 2015 from the 2016 Census.



# Regional Comparisons



# Services and Resources

Since August 2020, the Kujenga Wellness Project, funded by Ontario Trillium Foundation and in partnership with Carea Community Centre, hosted seven focus groups on a variety of different topics. Some of the community issues identified through the project are listed below:

- Limited access to Black, culturally appropriate and/or skilled clinicians who understand and work from a premise of anti-Black racism, intergenerational trauma, and trauma-informed lens.
- Black community members shared experiences of persistent anti-Black racism from the school system, to workplaces, to child welfare, the police, and other service organizations in Durham Region.
- Black parents stated they have a lack of knowledge/understanding of how some "systems" may work, what options parents/guardians may have to advocate for their children, and limited awareness of their rights. For example, navigating child welfare.
- Repeated concerns of families' disrupted and fears of dismantling of their family system due to mental health concerns, anti-Black racism, over policing and criminalization of youth and child welfare.

More information on the focus groups can be found by clicking the links below:

[Let's Talk Cafe for Parents](#)

[Let's Talk Cafe: on Mental Health](#)

[Let's Talk Cafe for Women](#)

[Let's Talk Cafe: for Youth and Allies](#)

While this is not a comprehensive list of community needs, it may provide insight on some of the nuanced and complex challenges faced by Durham's Black community. An open Google Doc, composed of several services that support the Black community, can be found [HERE](#).

## Services



### SIDE BY SIDE FAMILY CENTRE

- Provides space for engaging programming to empower Black and racialized lives
- Programs include counseling, parenting, educational, mentorship, and child and youth development programs.
- Contact: 905-409-0299 or [sidebysidefamilycentre@gmail.com](mailto:sidebysidefamilycentre@gmail.com)

### TOGETHER WE ARE

- Aims to support and empower parents and caregivers of Black children.
- Contact: 343-997-6826 or [TogetherWeAre@jhdsd.ca](mailto:TogetherWeAre@jhdsd.ca)



### DURHAM ONE

- Provides and supports opportunities to unify diverse groups within the Region of Durham by creating initiatives to hear collective concerns and create opportunities to advocate for change together.
- Contact: [info@durham1.ca](mailto:info@durham1.ca)



### KUJENJA WELLNESS PROJECT

- Builds the Black Community by providing holistic teaching through workshops, webinars, one-on-one coaching and support, and systems navigation.
- Promote healing from trauma for Black youth, parents and caregivers.
- Connects youth to community resources where there are culturally responsive and informed counselling and outreach services.
- Contact: (289) 624-9431 or [info@kujengafamily.org](mailto:info@kujengafamily.org)



### CONGRESS OF BLACK WOMEN OF CANADA: AJAX/PICKERING CHAPTER

- Develops activities that promote the well-being, health and educational opportunities for black women and their families
- Aims to provide a forum for black women to identify and address issues that affect them, their families and their community
- Contact: (866) 986-2292 ext. 200 or [cbwc.ajaxpickering@gmail.com](mailto:cbwc.ajaxpickering@gmail.com)



### WOMXN OF COLOUR DURHAM COLLECTIVE

- Youth-led community organization in that is run by, for, and with Black, Indigenous and other self-identified womxn of colour from the ages of 16-29+ with the purpose of making space for support and community.
- Contact: [info@wocdurham.ca](mailto:info@wocdurham.ca)

# Services and Resources Contd.



## WOMEN'S MULTICULTURAL RESOURCE & COUNSELLING CENTRE

- Provides a range of services geared towards Black youth, children, women, and families, including:
  - Enhanced Youth Outreach Program
  - Together We Can Youth Mentorship Program
  - Youth in Transition Worker Program
  - Sewing Circle
  - Counselling Program
  - Seniors Program
- Contact: (905) 427-7849 or (877) 454-4035



## DURHAM BLACK EDUCATORS NETWORK

- Supports students, parents, community, and staff of the Black Diaspora within Durham District School Board (DDSB)
- Provides range of programs and initiatives
- Contact: durhamblackeducators@gmail.com

## REGION OF DURHAM: NEW ANTI- BLACK RACISM INITIATIVES


- Developed as follow up to the Anti-Black Racism Town Hall on Aug 6
- Establishes Diversity, Equity, and Inclusion Division to implement several deliverables
- Aims to address Anti-Black racism and prejudice in the Region of Durham



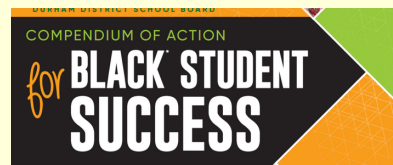
## Other Initiatives and Reports

Click on the text or image below to learn more.

[The Black Experience Project in the GTA](#)



[Compendium for Black Student Success](#)



[Presentation and Video from "Building Bridges for the Success of our Children and Youth" Community Consultation](#)

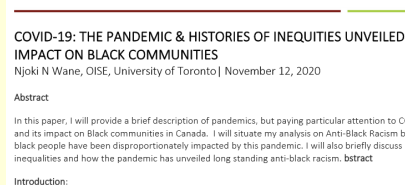


[Oshawa Museum Blog: Discussions about Difficult Histories](#)



### Impact of COVID-19 on Racialized Communities

[The Pandemic and Histories of Inequity Unveiled](#)



[COVID-19 and Racial Inequality](#)



## Black History Month

February is Canada's official Black History Month. Residents are invited to participate in honouring and celebrating the countless contributions of Black Canadians.

The list below is a few of the events that are happening. There are tons more, so please check your local organizations to see how they are commemorating the accomplishments of Canada's Black residents, past and present.

- [2021 Durham Black History Month Celebration](#)
- [Together We Rise](#)
- Our local libraries have lots of interesting virtual events, webinars, and other fun activities. Go to your [local library website](#) to find out more!





# History, Analysis and Summary

## History

Black communities in Durham Region has been a prominent part of Durham's social fabric from the very beginning; it can be tracked as far back as 1851, when records show the presence of a small black community in Oshawa. As the Region has grown and expanded, Black communities have maintained their remarkable diversity.

## Analysis

Some of the notable trends reflected in this Lens are listed below:

- Black communities in Durham Region are vibrant, thriving, and active, with significant presence throughout South Durham.
- There are several grassroots initiatives to support Black residents, which aim to provide culturally appropriate services that recognize the impacts of systemic and structural racism. An open Google Doc, composed of several services that support Black communities, can be found [HERE](#).
- While Black children and youth represent 11.07% of Durham's population, they represent 10.54% of all children/youth in care of Durham Children's Aid Society (CAS).
- Durham's Black community members, similar to the Black population throughout Canada, are predominantly Canadian born.
- Significantly more Black community members are first generation (meaning that both they and their parents were born outside of Canada) in comparison to the total population. This statistic is reversed for the third generation (both parents and the individual was born in Canada).
- For most municipalities with the notable exception of Oshawa, more first generation Black residents experience poverty in comparison to second and third generation residents.
- The Black population in each municipality is unique with significant differences in their black immigrant population, generational breakdown, levels of income, and comparison to the total population. These differences should be taken into account when developing programs and services specific to the Black population.
- Overall, the prevalence of low income is generally higher for the Black population in comparison to the total population and the total visible minority populations. It is also higher than the "not a visible minority" population.
- While 70% of the Black population have received a post secondary education, it is through either university or college/non-university certificate or diploma and not in obtaining apprenticeships or trades certificates or diplomas.
- Unfortunately, higher education is not linked to employment labour trends, as the Black population experiences higher rates of unemployment than the total population and total visible minority populations in Durham Region.

## Summary

The existing data on the Black Communities in Durham, as outlined above, suggests that the population faces systemic economic challenges. These challenges are made more complex when we review additional data pertaining to Immigration, Education, and Geography within Durham, and analyze their relationship with one another. It is apparent that more in-depth reviews of further data sources and resources will help our leaders in Durham understand where we can make meaningful interventions to help the Black Community prosper at the highest level possible.

What our lens also shows is that Durham's Black communities are extremely vibrant and rich with both cultural identity and grassroots movements. It demonstrates that the population possesses an obvious passion for progressing their causes.

**We believe that these groups and movements must be supported, promoted, and heard to continue the development of Durham's Black Communities, but also connected with each other in a more intentional way.**

## Median and Average Income Defined



Median income is the income earned by a household where half of the households in an area earn more and half earn less, serving as an income cut-off between households earning more and those earning less. In comparison, average income is a calculation of what all households would earn if the total household income was equally distributed.

The average income is impacted by both extremely high and low incomes in an area while median income is not as affected by these extremes. When the average household income is greater than the median household income, there is significant income disproportionately concentrated in certain wealthier households. We have chosen to showcase both median and average income to provide a better understanding of income levels of Black populations in comparison to total populations.

# Acknowledgements and Sources Cited

## Acknowledgements

This Community Lens was made possible by the hard work of several community partners.

We would like to thank the following individuals for their time, guidance, and dedication in helping us put this Lens together:

- Ginelle Augustin-Lesmond
- Stephen Linton, DurhamONE
- Nicole Perryman, Co-Founder, Program Developer, Kujenga Wellness Project
- Debbie Miles-Senior, Director, Side by Side Services
- Jennifer Weymark, Archivist, Oshawa Museum
- Angela Todd, President, Congress of Black Women of Canada (Oshawa/Whitby Chapter)
- Brianna Nelson, Founder and Executive Director, Womxn of Colour Durham Collective
- Esther Enyolu, Executive Director, Women's Multicultural Resource & Counselling Centre

We deeply appreciate their contributions to this Lens, and for helping us better understand and write about Black communities in Durham Region.

## Sources Cited

1. Canadian Mortgage and Housing Corporation. (2016). Visible Minority Table 1, Custom Table. Retrieved October 6, 2020 from [https://cmhc.beyond2020.com/TableViewer/tableView.aspx?ReportId=3&IF\\_Language=eng](https://cmhc.beyond2020.com/TableViewer/tableView.aspx?ReportId=3&IF_Language=eng)
2. Durham Children Aid's Society. 5th Annual Building Bridging Consultation: Accomplishments/New Projects [Powerpoint Slides]. Retrieved from <https://durhamcas.ca/wp-content/uploads/Building-Bridges-2019-main-presentation.pdf>
3. Durham District School Board. Compendium of Action for Black Student Success. Retrieved from <https://www.ddsb.ca/en/about-ddsb/resources/Documents/Equity/Black-Students-Compendium.pdf>
4. Jerry, K. (2018, February 15). Black History Month in Durham. The Chronicle. Retrieved from <https://chronicle.durhamcollege.ca/2018/02/black-history-month-durham/>
5. Manitoba Collective Data Portal (2018, October 2). Median vs Average Household Income: What is the Difference Between These Indicators, and How to Interpret Them. <http://www.mbcdp.ca/blog/median-vs-average-household-income-what-is-the-difference-between-these-indicators-and-how-to-interpret-them#:~:text=Median%20household%20income%20is%20the,by%20the%20number%20of%20households>.
6. Rost, L.C. (2018, January 11). What the difference between mean and median tells us about income inequality Chartable. <https://blog.datawrapper.de/weekly-chart-income/>
7. Statistics Canada (n.d.) Diversity of the Black Population in Canada: An Overview. Released February 27, 2019. Retrieved October 8, 2020, from <https://www150.statcan.gc.ca/n1/pub/89-657-x/89-657-x2019002-eng.htm>
8. Statistics Canada (n.d.) A socioeconomic portrait of Canada's Black population. Released February 25, 2020. Retrieved October 8, 2020, from <https://www150.statcan.gc.ca/n1/daily-quotidien/200225/dq200225b-eng.htm>
9. Statistics Canada. (2016). Target Profile of Visible Minority Population. Community Data Program. Retrieved from <https://communitydata.ca/content/target-group-profile-visible-minority-census-2016>
10. Statistics Canada. (2016). Household & Family TGP of the visible minority population. Community Data Program. Retrieved from <https://communitydata.ca/content/household-family-tgp-visible-minority-population-census-2016>
11. Statistics Canada. (2016). CPP-5b: Visible minority status (14), Age groups (6), Sex (3), Income status in 2015 - CPP (7) and Selected labour force, work activity and income characteristics (35) for the population 15 years and over with income in private households, Community Poverty Project. Community Data Program. Retrieved from <https://communitydata.ca/content/cpp-5b-visible-minority-status-14-age-groups-6-sex-3-income-status-2015-cpp-7-and-selected>
12. Statistics Canada. (2016). Age Groups (10), Labour force Status (8), Attendance at school (5), Work activity during the reference year (9), Visible minority and Aboriginal identity status (20) and Sex (3), for the Population 15 Years and Over. Community Data Program. Retrieved from <https://communitydata.ca/content/age-groups-10-labour-force-status-8-attendance-school-5-work-activity-during-reference-year>
13. Statistics Canada. (2016). Visible Minority (15), Income Statistics (17), Generation Status (4), Age (10) and Sex (3) for the Population Aged 15 Years and Over in Private Households, CD and CSD. Community Data Program. Retrieved from <https://communitydata.ca/content/visible-minority-15-income-statistics-17-generation-status-4-age-10-and-sex-3-population>
14. Statistics Canada. (2016). Visible Minority (15), Individual Low-income Status (6), Low-income Indicators (4), Generation Status (4), Age (6) and Sex (3) for the Population in Private Households, CD and CSD. Community Data Program. Retrieved from <https://communitydata.ca/content/visible-minority-15-individual-low-income-status-6-low-income-indicators-4-generation-status>
15. Statistics Canada. (2016). Labour Force Status (8), Visible Minority (15), Immigrant Status and Period of Immigration (11), Highest Certificate, Diploma or Degree (7), Age (13A) and Sex (3) for the Population Aged 15 Years and Over in Private Households, CD and CSD. Community Data Program. Retrieved from <https://communitydata.ca/content/labour-force-status-8-visible-minority-15-immigrant-status-and-period-immigration-11-highest>
16. Weymark, J. (2020, June 5). Discussions about Difficult Histories. Oshawa Museum Blog. Retrieved from <https://oshawamuseum.wordpress.com/tag/black-history/>

Community Lens has been prepared by CDCD to disseminate and interpret community data as it becomes available. For more information, please contact the Community Development team at [nalam@cdcd.org](mailto:nalam@cdcd.org) or at 905-686-2661 ext 120. CDCD would like to acknowledge the ongoing support from United Way Durham Region.

Read our statement on Anti-Black Racism and Commitment to Social Change [here](#).